

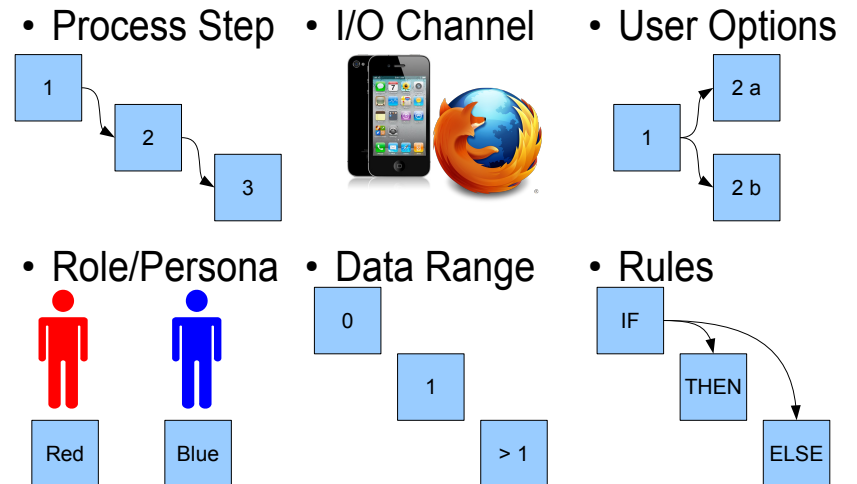
Story Template

As a _____
 I can _____

 so that _____

Remember: "invitation to a conversation" (*Alistair Cockburn*)

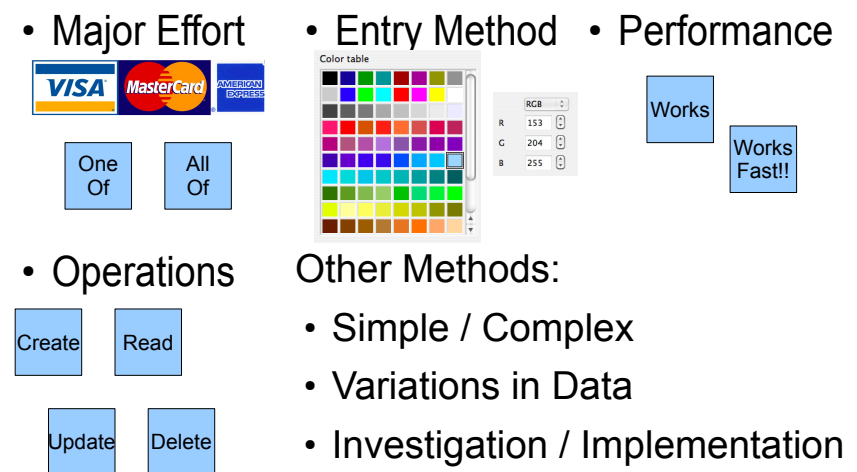
Splitting Methods



Story Template Details

- The user should be an actual human who interacts with the system.
 - Be as specific as possible
 - The development team is NOT a user!!!
- The behavior of the system should be written as an action.
 - Usually unique for each User Story
 - The "system" is implied and does not get written in the story
 - Active voice, not passive voice ("I ~~can be~~ notified")
- The benefit should be a real-world result that is non-functional or external to the system.
 - Many stories may share the same benefit statement.
 - The benefit may be for other users or customers, not just for the user in the story.

Splitting Methods



Splitting Example

Original Story

As a job seeker, I can post my resume to the website so that I have a better chance of being noticed by potential employers.

Split by Data Entry Methods

A) As a job seeker, I can copy and paste my resume into a text field and save it to the website so that ...

B) As a job seeker, I can select a resume on my hard drive and upload it to the website so that ...

Original Story

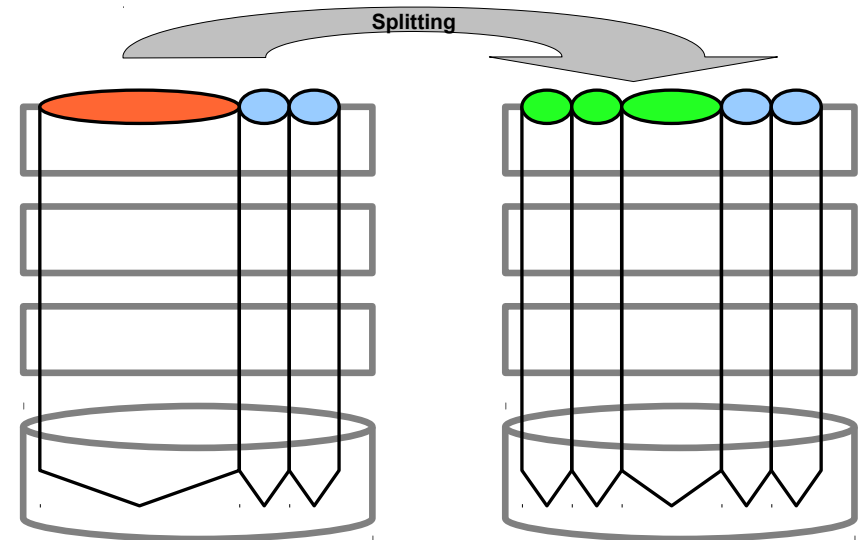
As a job seeker, I can post my resume to the website so that I have a better chance of being noticed by potential employers.

Split by Process Step

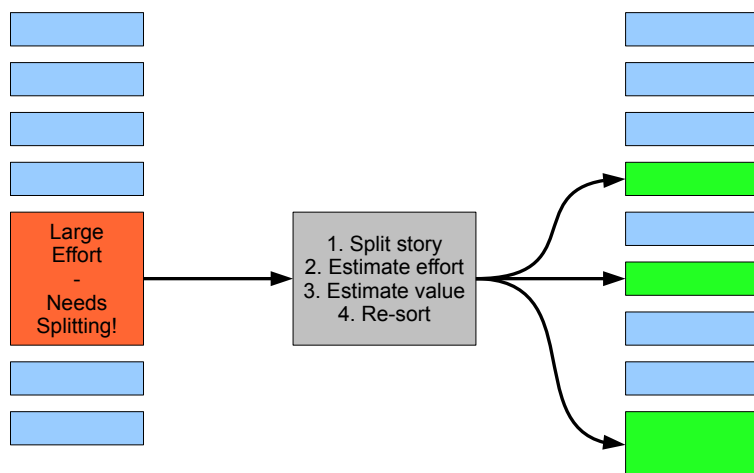
A) As a job seeker, I can post my unreviewed resume to the website so that ...

B) As a site editor, I can approve an unreviewed resume so that ...

Stories and System Architecture



Splitting and the Backlog



Remember:

INVEST:

- Independent
- Negotiable
- Valuable
- Estimable
- Small
- Testable

Additional Tips

- Don't split by architectural layer or component!!!
- Resulting stories must replace the original story (functionality must "add up" to the original)
- Don't split smaller than needed to fit in a Sprint